



PLANMECA
Universal



Exceptionally modular

Unique modularity with advanced configuration possibilities. The Planmeca Universal dental unit is designed to allow multiple configurations, the minimum being a functional stand-alone cuspidor. The utmost versatility ensures complete freedom of choice, even to the point that the dental team may freely decide to what extent they wish to configure the unit. With smooth shapes and other superior features – ergonomic solutions, top-level hygiene, extensive digital controls, comprehensive instrumentation – Planmeca Universal is the direct inheritor of the acknowledged Planmeca Compact dental unit range.





With the advanced design concept, Planmeca Universal supports modern, more efficient treatment methods. The exceptionally modular construction enables configuration from a sole stand-alone cuspidor to a fully equipped unit complemented with Planmeca Chair. Planmeca's acknowledged patient chair design ingeniously combines patient comfort and optimised working ergonomics.

When Planmeca Universal is complemented with Planmeca Chair, the patient chair can be controlled either from the unit control panel or from the foot control. The innovative design of the chair lifting mechanism maximises the free space under it.

The advanced design also allows attaching the cuspidor and arm assembly post to an existing patient chair. This enables making good use of the equipment already in use at the practice, as the Planmeca Universal concept allows use of extensive digital controls and versatile integrated digital tools.

Two versions of Planmeca Universal are available with different instrument delivery systems: over-the-patient with either balanced arms or hanging tubes, or mobile cart with hanging tubes. In the OP instrument delivery system, the instrument console can be replaced with an OP tray. A functional unit is possible even if the instrument console and the OP arm are excluded.

Absolute freedom of choice



The universal design adapts to specific user needs in different countries. Modularity and small size make Planmeca Universal highly suitable even for clinics with limited space.

As regards suction, Planmeca Universal can be equipped with five alternative suction systems; a configuration without a suction system is also possible, if, for example, a 12 o'clock suction system is preferred. The selective suction feature may be included in all suction systems, in which case only the active suction tube processes the fluids, resulting in a reduced noise level.

The hygienic pivoting glass bowl is within easy reach for the patient. The bowl is available in two colours, bright blue or clear with sandblast finishing. A configuration without the bowl and the cup fill system is also possible.

You can select the instruments from a large range; all the instruments available for the Planmeca Compact i dental unit are also available for Planmeca Universal. The instrument hoses are fitted with intelligent Plug&Perform quick connectors, which allows you to add new instruments through simple software upgrades.





The over-the-patient delivery with balanced instrument arms creates ergonomically sound working conditions. The assistant may access the unit control panel and service the handpieces conveniently during patient treatment. With handles on both sides, the console is easy to position.


The exceptionally well-designed OP delivery arm ensures light, precise, and well-balanced movements, maximising the team working comfort. The arm features a needle bearing mounting which allows for effortless operation and stable, lock-free height adjustment.

A hanging tube instrument console mounted on the OP delivery arm is an alternative instrument delivery system. Designed with ergonomics in mind, the hanging tube delivery system brings the instruments to the correct position for easy reach and also allows optimal access to the tray. The dentist's arm will not interfere with the instruments. The angle of the instrument holders can be adjusted to personal preferences.

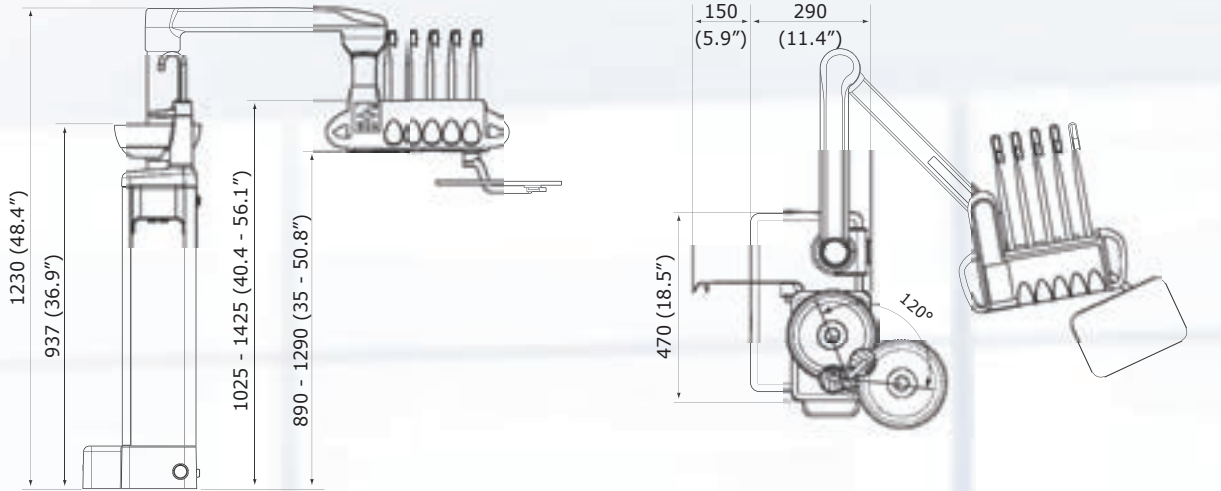


With superior legroom, intuitive controls, and an ultra-thin backrest, Planmeca Chair also supports efficient treatment methods.

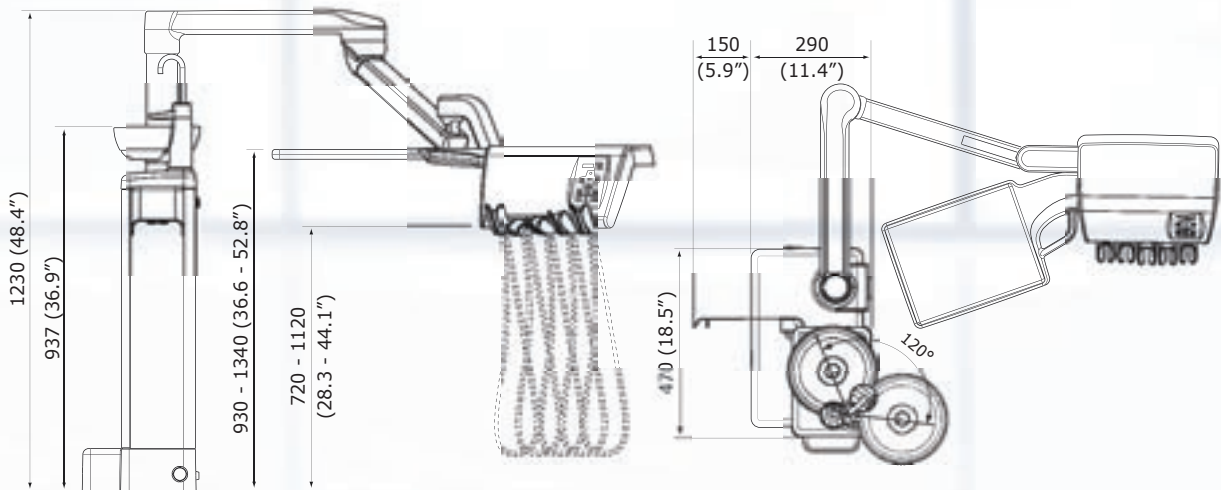
Two upholsterys are available: the viscoelastic Ultra upholstery and the standard seamless upholstery. The Ultra upholstery allows achieving added patient comfort as it adapts to the patient's weight and body heat, giving the patient a relaxed feel he will appreciate especially in long treatment sessions.



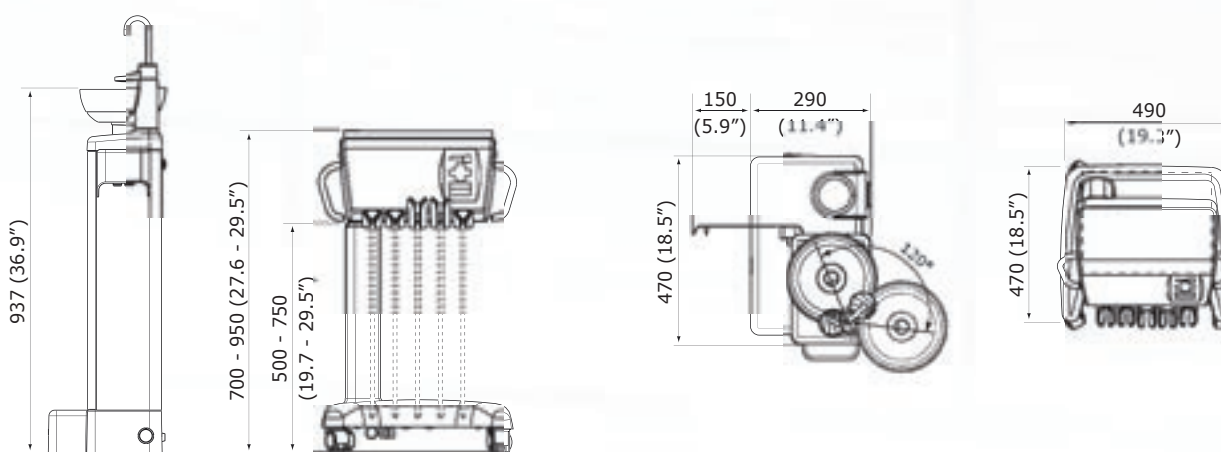
Unit type	Floor mounted unit with bowl, instrument delivery and operating light. Optional floor mounted patient chair.
Delivery type	Over-the-patient delivery with balanced instrument arms
	Over-the-patient delivery with hanging tube instruments
	Mobile cart delivery with hanging tube instruments
Power requirements	100VAC - 240VAC
Mains frequency	50 Hz / 60 Hz
Frame	Cast aluminium alloy
Water inlet pressure	300 - 900 kPa (43 - 130 psi)
Air inlet pressure	550 - 900 kPa (80 - 130 psi)
Weight	About 200 kg (444 lbs) (with Planmeca Chair)
Mounting	To be fixed on the floor
Electrical data	Digital control system with upgradeable software, reliable electrical design and cabling
Colour	White (RAL 9016)




Balanced instrument arms




Hanging tube instruments



Mobile cart



ULTRA UPHOLSTERY



STANDARD UPHOLSTERY

